

# Minerals 260

ASX: MI6

## Bullabulling Gold Project

---

Advancing one of Australia's largest near-term gold projects in a world class mining region

Resources Rising Stars Conference Presentation

10 April 2025





# Important Notes and Disclaimer

## Overview

This presentation contains summary information about Minerals 260 Limited (ACN 650 766 911) (**Company**) and is current as of the cover date. The information in this presentation is of a general background and does not purport to be complete. This presentation is not investment or financial product advice (nor tax, accounting or legal advice) and is not intended to be used for the basis of making an investment decision.

The information contained in this presentation has been prepared without taking into account the objectives, financial situation or needs of individuals. Investors should obtain their own advice before making any investment decision. The Company has prepared this document based on information available to it at the time of preparation. No representation or warranty, express or implied, is made as to the fairness, accuracy or completeness of the information, opinions and conclusions contained in this Presentation.

## Forward Looking Statements

This presentation may contain forward-looking statements, guidance, forecasts, estimates, prospects, projections or statements in relation to future matters that may involve risks or uncertainties and may involve significant items of subjective judgement and assumptions of future events that may or may not eventuate (**Forward Statements**). Forward Statements can generally be identified by the use of forward-looking words such as "anticipates", "estimates", "will", "should", "could", "may", "expects", "plans", "forecast", "target" or similar expressions. Forward Statements including references to updating or upgrading mineral resource estimates, future or near-term production and the general prospectivity of the deposits at the Bullabulling Gold Project (**Project**), likelihood of permitting the Project and taking a financial investment decision, among other indications, guidance or outlook on future revenues, distributions or financial position and performance or return or growth in underlying investments are provided as a general guide only and should not be relied upon as an indication or guarantee of future performance. In addition, these Forward Statements are based upon certain assumptions and other important factors that, if untrue, could materially affect the future results, performance or achievements expressed or implied by such information or statements. There can be no assurance that such information or statements will prove to be accurate. Key assumptions upon which the Company's forward-looking information is based include, without limitation, assumptions regarding the exploration and development activities, receipt of timely approvals and permits, ability to obtain timely finance on reasonable terms when required in the future and contracting for development, construction and commissioning of any future mining operation on terms favourable to the Company, the current and future social, economic and political conditions and any other assumption generally associated with the mining industry. To the extent that certain statements contained in this presentation may constitute 'Forward Statements' or statements about forward looking matters, then the information reflects the Company's (and no other party's) intent, belief or expectations as at the date of this presentation. No independent third party has reviewed the reasonableness of any such statements or assumptions. None of the Company, its related bodies corporate and their respective officers, directors, employees, advisers, partners, affiliates and agents (together, the **MI6 Parties**) represent or warrant that such Forward Statements will be achieved or will prove to be correct or gives any warranty, express or implied, as to the accuracy, completeness, likelihood of achievement or reasonableness of any Forward Statement contained in this presentation. Forward Statements are not guarantees of future performance and involve known and unknown risk, uncertainties and other factors, many of which are beyond the control of the Company, and their respective officers, employees, agents and advisors, that may cause actual results to differ materially from those expressed or implied in such statements. Except as required by law or regulation, the Company assumes no obligation to release updates or revisions to Forward Statements to reflect any changes. Recipients should form their own views as to these matters and any assumptions on which any of the Forward Statements are based and not place reliance on such statements.

## Disclaimer

No party other than the Company has authorised, permitted or caused the issue, submission, dispatch or provision of this presentation, or takes any responsibility for, or makes or purports to make any statement, representation or undertaking in this presentation and there is no statement in this presentation that is based on any statement by any other party. No person, either as a director, partner of or in the employment of the Company has any authority to make, imply, or give any representation or warranty whatsoever in relation to the

information contained in this presentation. None of the MI6 Parties take any responsibility for any information in this presentation or any action taken by you on the basis of such information.

To the maximum extent permitted by law, the MI6 Parties:

- exclude and disclaim all liability, including (without limitation) any liability for fraud or negligence, for any expenses, losses, damages or costs incurred either as a result of the information in this presentation being inaccurate or incomplete in any way for any reason, or otherwise arising in connection with this presentation; and
- make no representation or warranty, express or implied, as to the currency, accuracy, reliability or completeness of information in this presentation.

## Competent Person Statement

The information in this presentation that relates to the Mineral Resource Estimate for the Bullabulling Gold Project is extracted from the Minerals 260 Limited ASX announcement titled "**Acquisition of Bullabulling Gold Project**" dated **14 January 2025**. This announcement is available on [www.minerals260.com.au](http://www.minerals260.com.au).

The Company confirms that it is not aware of any new information or data that materially affects the information included in the previous announcement and that in the case of the Mineral Resource Estimate for the Bullabulling Gold Project, all material assumptions and technical parameters underpinning the estimates in the previous announcement continue to apply and have not materially changed.

## Investment and Other Risks

There are a number of risks specific to the Company and of a general nature which may affect the future operating and financial performance of the Company and the value of an investment in the Company, including and not limited to the Company's capital requirements, the potential for shareholders to be diluted, risks associated with the reporting of resources and reserves estimates, budget risks, underwriting risk, development risk and operational risk. An investment in shares is subject to known and unknown risks discussed previously which impact the accuracy of Forward Statements. The Company does not guarantee any particular rate of return or the performance of the Company. Investors should have regard to these risk factors when making their investment decisions.

## Currency

All dollar values are in Australian dollars (\$) or A\$) unless otherwise stated.

## Authorisation

This presentation has been authorised for release by the Board.

## JORC Code differs from reporting requirements in other countries

It is a requirement of the ASX Listing Rules that the reporting of ore reserves and mineral resources in Australia comply with the JORC Code. Investors outside Australia should note that while ore reserve and mineral resource estimates of the Company in this document comply with the JORC Code, they may not comply with the relevant guidelines in other countries and, in particular, do not comply with (i) National Instrument 43 101 (Standards of Disclosure for Mineral Projects) of the Canadian Securities Administrators or (ii) Item 1300 of Regulation S-K, which governs disclosure of mineral reserves in registration statements filed with the US Securities and Exchange Commission. Information contained in this presentation describing mineral deposits may not be comparable to similar information made public by companies subject to the reporting and disclosure requirements of other countries. You should not assume that quantities reported as "resources" in this presentation will be converted to reserves under the JORC Code or any other reporting regime or that the Company will be able to legally and economically extract them.

## Corporate Structure

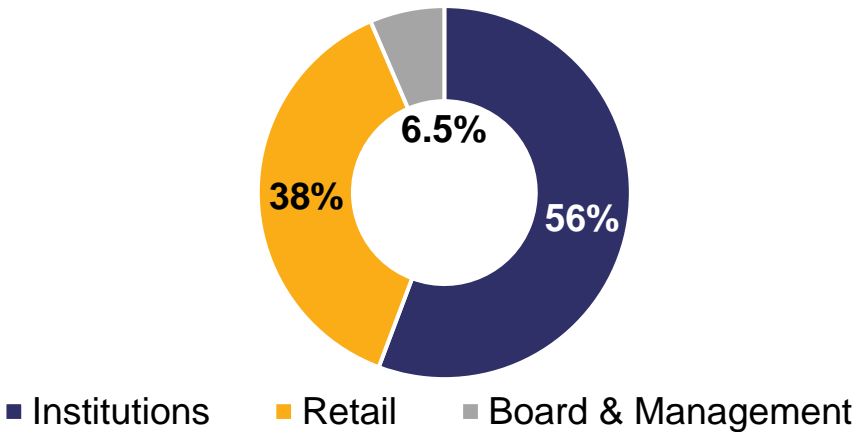
Shares on Issue (ASX: MI6)	2,150.7M
Unlisted Options	42.0M
Share Price	12c <sup>1</sup>
Market Cap	~\$258M <sup>2</sup>

## Substantial Shareholders

Tim Goyder, Chairman

6.1%

## Shareholder Profile



### Transformational Acquisition

Recently completed \$166.5 million acquisition of the 2.3Moz Bullabulling Gold Project

### Well Funded

Successful \$220 million equity raising to fund the acquisition and advance exploration and study program

### Drilling and Study to Commence Imminently

+80,000m of drilling to commence in mid- April

<sup>1</sup> Based on the Offer Price. <sup>2</sup> Based on the Offer Price multiplied by the number of Shares on issue on Reinstatement

# Minerals 260 is Led by an Experienced and Proven Team

## Board of Directors



**Tim Goyder**

**Non-Executive Chairman**

**Mining Executive +48 years**

Chairman and major shareholder of Liontown Resources and DevEx Resources. Major shareholder (6.1%) of Minerals 260



**Luke McFadyen**

**Managing Director**

**Mineral Economist and Executive +15yrs**

Former Head of Strategy at OZ Minerals and previous Finance, Commercial and Strategy roles at South32, BHP, Syrah Resources



**Emma Scotney**

**Non-Executive Director**

**Lawyer and Executive +25 yrs**

Non-Executive Director of DeGrey Mining and Santana Minerals and Director of a large private commercial and cropping enterprise



**David Richards**

**Non-Executive Director**

**Geologist +40 yrs**

Former MD of Minerals 260 and Liontown Resources. Discovered the Kathleen Valley and Buldania lithium deposits, and the Vera-Nancy gold deposit



**Stacey Apostolou**

**Non-Executive Director**

**Finance Executive +30 yrs**

Extensive experience in finance and commercial roles in the resources sector. Currently in a corporate role at DevEx Resources and Non-Executive Director of Lachlan Star



## Management



**Brad Walker**

**Project Manager +20yrs**

Experienced Project Manager and engineer of precious and base metal projects in Australia and Africa at OreCorp, Perseus, Sandfire, Resolute, BHP and WMC



**Matthew Blake**

**Exploration Manager +15yrs**

Extensive experience in exploration across various commodities. Roles at Liontown Resources, Liatam Mining, Alita Resources, Cape Lambert Resources and Sinosteel Midwest

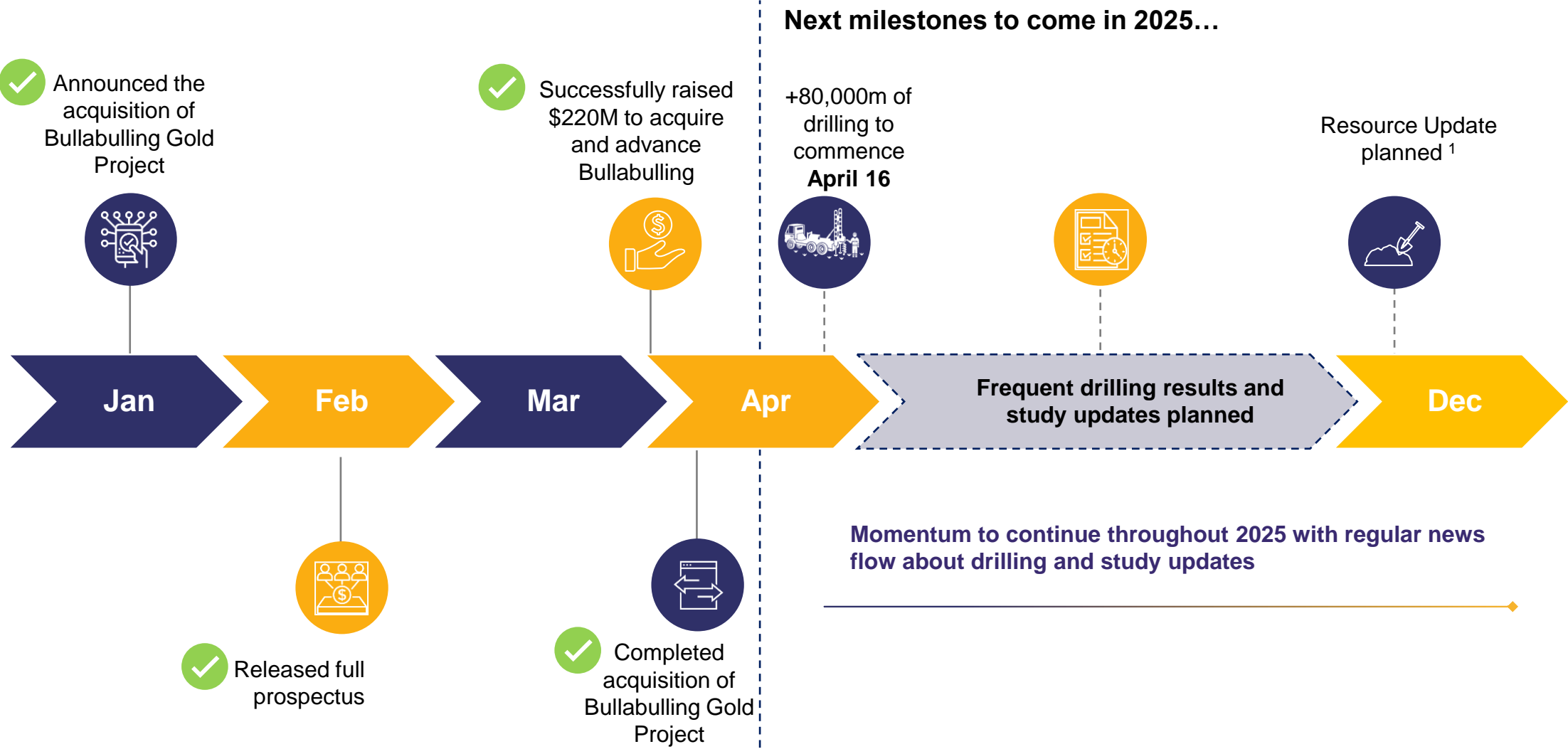


**Jamie Armes**

**CFO & Company Secretary +20yrs**

Experienced finance and corporate governance executive, having served as Company Secretary, CFO and Financial Controller for several ASX-listed companies

# Minerals 260 has executed its strategy to acquire a significant advanced project, now we will deliver on adding value and de-risking



<sup>1</sup> Timing shown is indicative only and may vary subject to outcomes of drilling results and various other exploration and study outcomes



# Bullabulling Gold Project Investment Highlights

## Significantly De-Risked Asset with Exceptional Potential for Growth

2.3Moz Mineral Resource<sup>1</sup>  
contained on **granted**  
**mining leases**

~12,000 holes for  
530,000m drilled

**Native Title Land Use**  
**Agreement** in place

Last in production when  
the gold price was  
~A\$500/oz

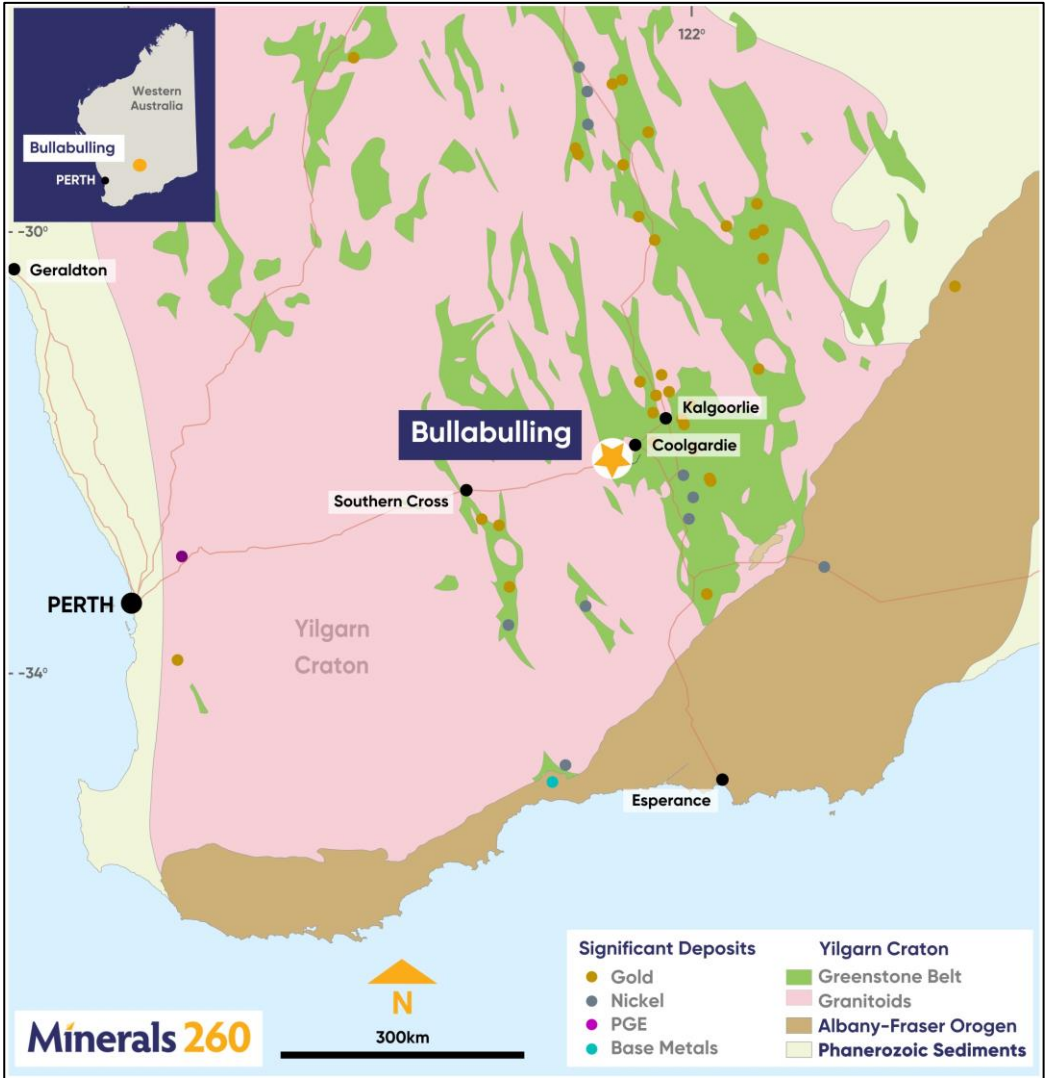
One of the **largest**  
**undeveloped open-**  
**pittable gold deposits** in  
Australia

**Significant metallurgical**  
testing completed

**80,000m of drilling**  
**planned** – resource is  
open at depth and along  
strike

Mineral Resource proximal  
to **existing infrastructure**

## Bullabulling Gold Project Location



<sup>1</sup> Bullabulling Mineral Resource Estimate (Snowden Optiro, December 2024). 0.5g/t Au cut-off grade and A\$3,000 pit shell. Tonnages, grades and ounces have been rounded to two significant figures to reflect the relative uncertainty of the estimate. Refer to the appendix for details on confidence categories



# Project Overview

---





# Located in the Heart of the Eastern Goldfields

One of the most extensively explored and mined regions in Western Australia, home to some of the world's largest gold deposits



Located ~65km from Kalgoorlie



One of the most attractive jurisdictions for mining investment globally<sup>1</sup>



Proximate to power, roads, towns and labour supply to support future operations



WA has 134 operating mines, 49 are gold projects producing ~70% of Australia's gold production



<sup>1</sup> Fraser Institute Annual Survey of Mining Companies 2023;



# Strong Foundations to Support the Near-Term Production Target



## 1 Tenure and Access

- Mineral Resources situated within granted mining leases
- Native Title Land Use Agreement in place
- Baseline environment surveys completed

## 2 Resource

- Mineral Resource Estimate of 60Mt @ 1.2g/t for 2.3Moz (60% indicated, 40% inferred<sup>1</sup>)

## 3 Infrastructure

- Premier mining region with access to existing infrastructure, skilled workforce and mining services

## 4 Foundations

- ~530,000m of drilling from ~12,000 drill holes completed
- Significant metallurgical testing
- 2013 – Pre Feasibility study completed
- 2024 – Snowden Optiro technical review

## 5 Well Funded

- Funded to explore, study, and advance the Project

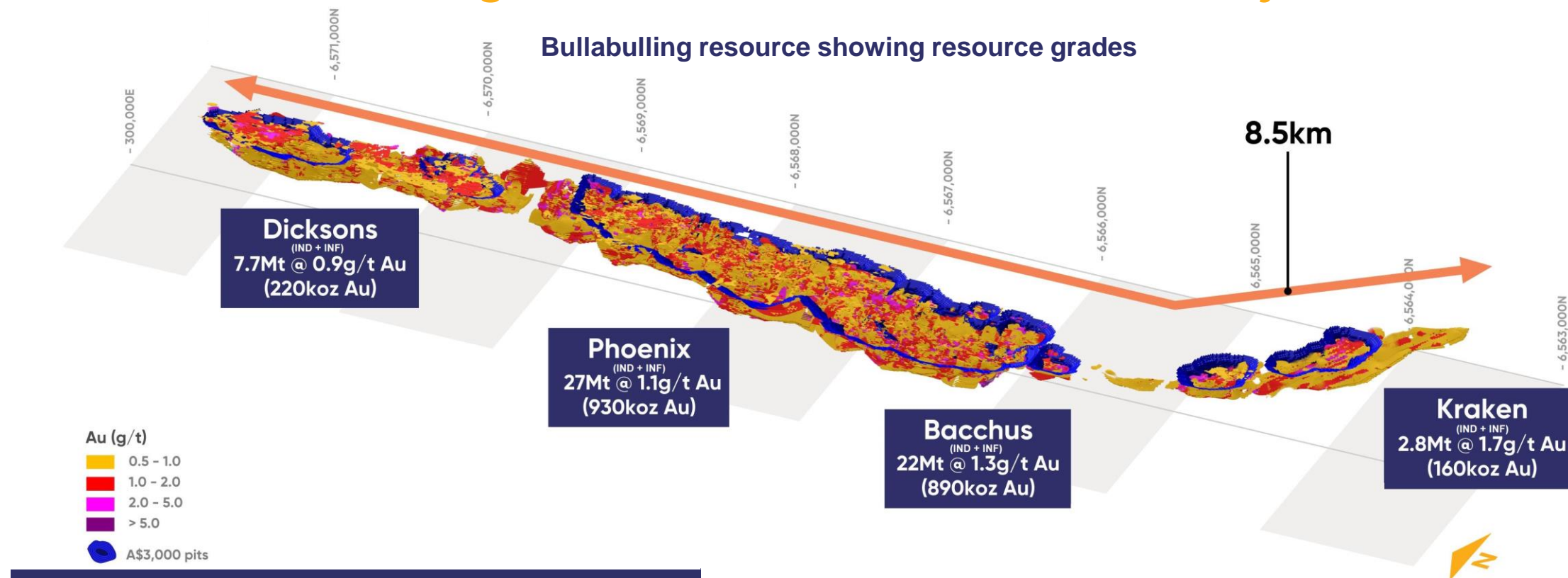
## 6 Experience

- Proven team with resource development and mine building experience

<sup>1</sup> Bullabulling Mineral Resource Estimate (Snowden Optiro, December 2024). 0.5g/t Au cut-off grade and A\$3,000 pit shell. Tonnages, grades and ounces have been rounded to two significant figures to reflect the relative uncertainty of the estimate. Refer to the appendix for details on confidence categories; <sup>2</sup> While historical studies have been undertaken by previous owners at Bullabulling, the cost and financial assumptions used in the historical studies need to be updated and verified through further exploration and evaluation work given the duration of time since the historical studies were completed. MI6 is planning to undertake revised development studies in due course as outlined in the indicative development plan.

# One of Australia's Largest Near-Term Production Gold Projects

Bullabulling resource showing resource grades



Bullabulling Mineral Resource (JORC 2012)<sup>1</sup>

Category	Tonnes	Grade	Contained
	Mt	g/t Au	Moz Au
Indicated	39	1.1	1.4
Inferred	21	1.3	0.9
<b>Total</b>	<b>60</b>	<b>1.2</b>	<b>2.3</b>

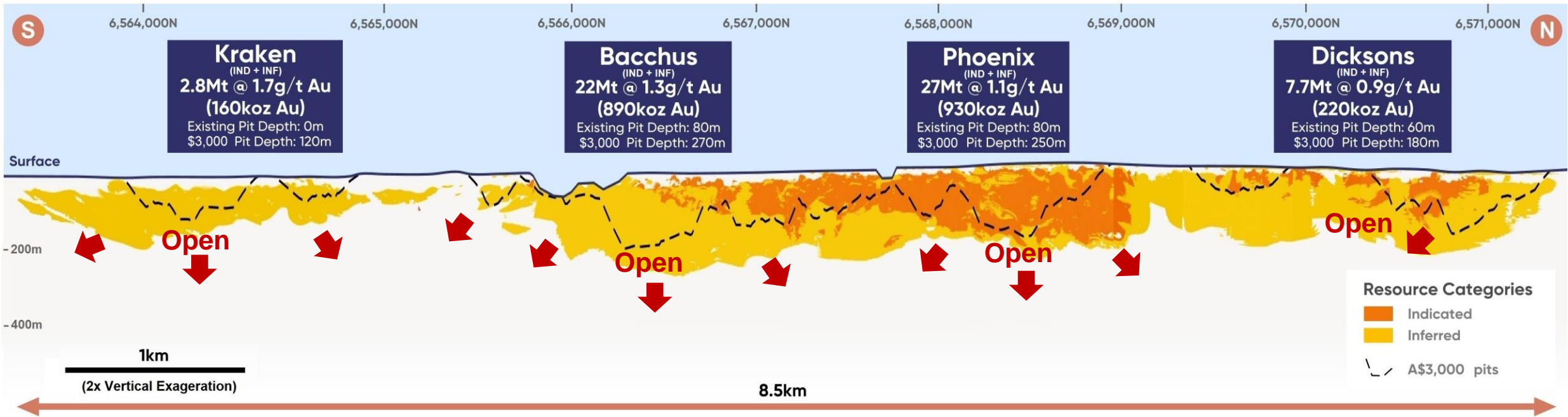
- 4 main deposits: Dicksons; Phoenix; Bacchus; Kraken. All open-pittable
- 12,000 Holes for ~530,000m of drilling previously completed
- Average Project RC drill hole depth ~50m. 63% of historical holes <50m
- Numerous highly prospective targets – supports the plan to upgrade the Resource

<sup>1</sup> Bullabulling Mineral Resource Estimate (Snowden Optiro, December 2024). 0.5g/t Au cut-off grade and A\$3,000 pit shell. Tonnages, grades and ounces have been rounded to two significant figures to reflect the relative uncertainty of the estimate. Refer to the appendix for further details on confidence categories.



# Resource Remains Open at Depth and Along Strike

Bullabulling representative long section showing modelled gold mineralisation<sup>1</sup>



<sup>1</sup> Bullabulling Mineral Resource Estimate (Snowden Optiro, December 2024). 0.5g/t Au cut-off grade and A\$3,000 pit shell. Tonnages, grades and ounces have been rounded to two significant figures to reflect the relative uncertainty of the estimate. Refer to the appendix for details on confidence categories

# Significant Exploration Potential from existing Resource and Region

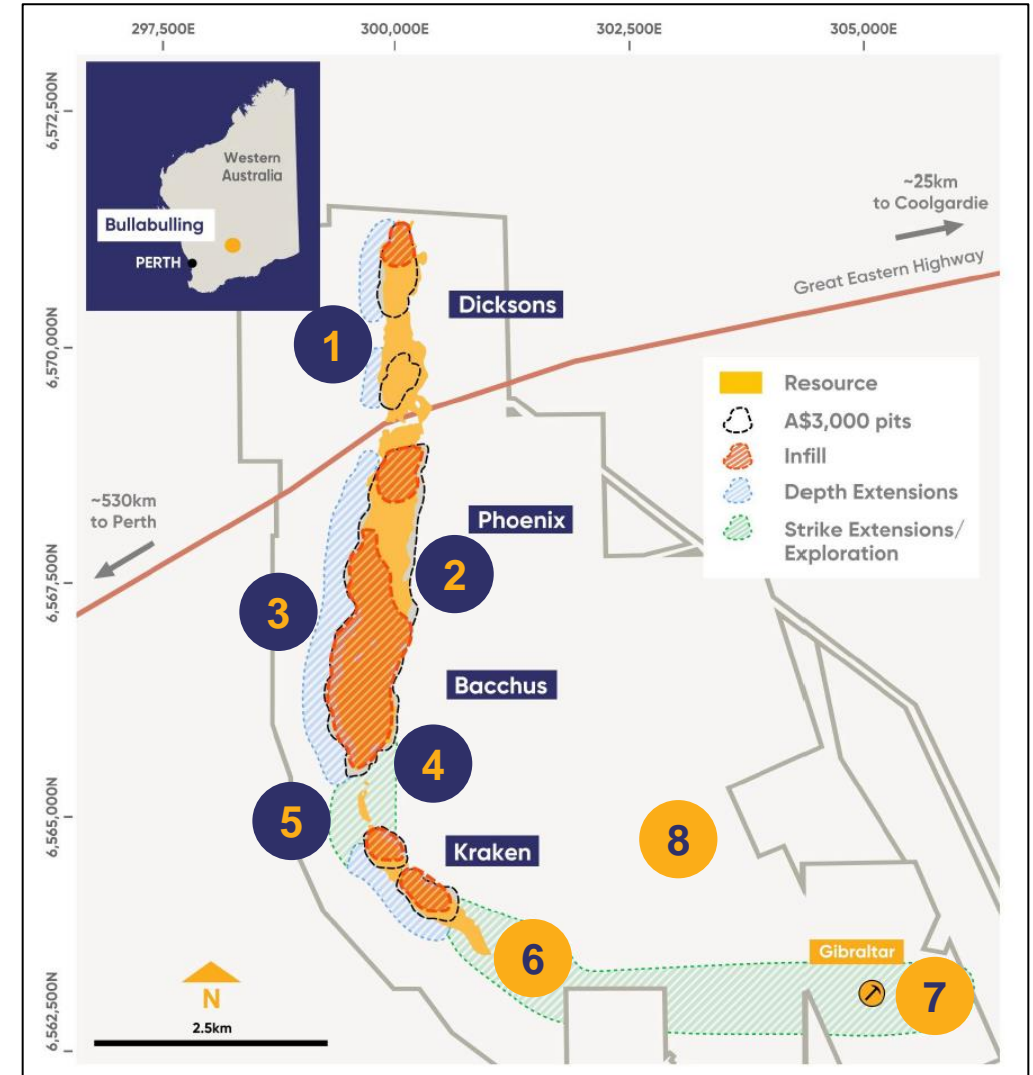
## Resource Extensions

- 1 Dicksons and Phoenix drilling focused on depth extensions
- 2 Phoenix pit the focus for in-fill drilling
- 3 Mineral Resource is open at depth at multiple locations
- 4 Bacchus deposit remains open along strike to the south
- 5 Bacchus and Kraken areas ranked as highest priority for grade and mineralisation

## Regional Targets

- 6 Repetitions of prospective contacts exist with limited or no previous deep drilling
- 7 Drilling at Gibraltar will test depth and strike extensions
- 8 Combination of geochemistry, drilling and geophysics to be used to evaluate additional targets

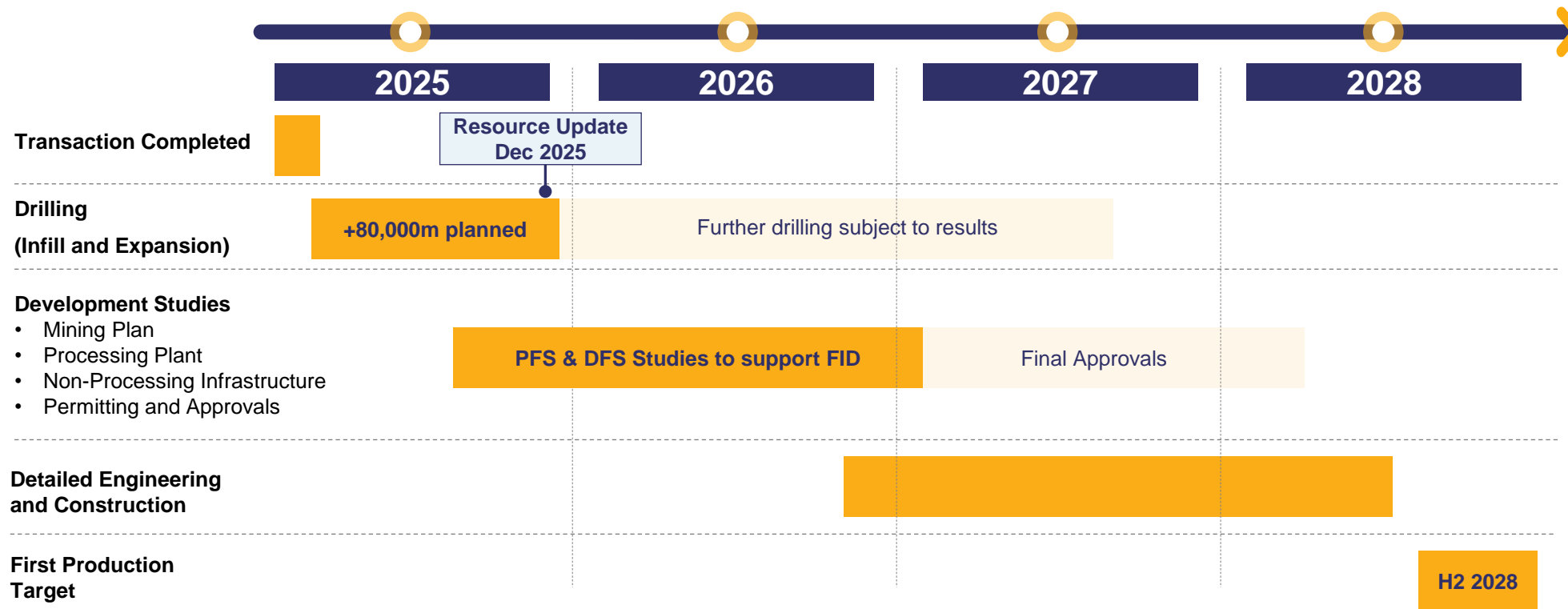
## Bullabulling Exploration Plan





# Drilling Results, Resource Update and Accelerated Study to Increase Value and De-Risk the Project Over the Next 3 Years

## Indicative Development Plan<sup>1</sup>



## Historical Work

Accelerated drilling, study and permitting phases enabled by significant work already done, including:

- 1 ~530,000m from ~12,000 drill holes
- 2 Significant metallurgical testing
- 3 Previous feasibility studies
- 4 Native Title Land Use Agreement
- 5 Mineral Resources contained within granted mining leases

<sup>1</sup> Timing shown in the table is indicative only and may vary subject to outcomes of drilling results and various other exploration and study outcomes

# Minerals 260 Value Proposition

✓ Minerals 260 is on the path to becoming a mid-tier ASX mining company

Successful Acquisition & Capital Raising >

- Successful recent \$220 million equity raising to acquire and advance the Bullabulling Gold Project

Acquisition cost of A\$72/oz for 2.3Moz >

- Exceptional value for an asset of this scale, location, stage of development and quality

Advancing towards Production in ~3 years >

- Funded to advance the Project with +80,000m of drilling commencing mid-April 2025
- Proximal to existing infrastructure supports an accelerated study phase

Significant Historical Work >

- Significant metallurgical testing and extensive drilling history to support an accelerated study phase

Strong Leadership Team >

- Proven track record of discovery and mine development





# Minerals 260

ASX: MI6



Scan the QR code to visit our website and sign up for the latest news



@minerals-260-limited



@minerals260



[www.minerals260.com.au](http://www.minerals260.com.au)

Level 2, 1292 Hay Street, West Perth WA 6005  
+61 8 6556 6020  
[info@minerals260.com.au](mailto:info@minerals260.com.au)

# Snowden Optiro Updated Bullabulling Mineral Resource of 60.3Mt @ 1.2g/t Au for 2.3Moz

Bullabulling Mineral Resource Estimate as of December 2024 (RPEEE)<sup>1</sup>

By Area	Indicated			Inferred			TOTAL		
	Tonnes (Mt)	Grade (Au g/t)	Ounces (koz)	Tonnes (Mt)	Grade (Au g/t)	Ounces (koz)	Tonnes (Mt)	Grade (Au g/t)	Ounces (koz)
<b>NORTH</b>									
Bacchus	8.5	1.2	330	13	1.3	560	22	1.3	890
Dicksons	6.3	0.9	180	1.4	0.9	41	7.7	0.9	220
Phoenix	25	1.1	850	2.0	1.3	82	27	1.1	930
Laterite	-	-	-	1.3	1.1	45	1.3	1.1	45
Pegmatite	-	-	-	0.016	1.1	0.58	0.016	1.1	0.58
Waste	-	-	-	0.084	1.4	3.8	0.084	1.4	3.8
<b>Subtotal North</b>	<b>39</b>	<b>1.1</b>	<b>1,400</b>	<b>18</b>	<b>1.3</b>	<b>730</b>	<b>57</b>	<b>1.1</b>	<b>2,100</b>
<b>SOUTH</b>									
Kraken	-	-	-	2.8	1.7	160	2.8	1.7	160
Laterite	-	-	-	0.048	0.7	1.0	0.048	0.7	1.0
<b>Subtotal South</b>	<b>-</b>	<b>-</b>	<b>-</b>	<b>2.9</b>	<b>1.7</b>	<b>160</b>	<b>2.9</b>	<b>1.7</b>	<b>160</b>
<b>TOTAL</b>	<b>39</b>	<b>1.1</b>	<b>1,400</b>	<b>21</b>	<b>1.3</b>	<b>890</b>	<b>60</b>	<b>1.2</b>	<b>2,300</b>
<b>By Material Type</b>									
<b>NORTH</b>									
Oxide	3.7	1.1	130	1.6	1.1	60	5.3	1.1	189
Transition	11	1.0	350	1.7	1.0	57	12	1.0	410
Primary	25	1.1	880	15	1.3	620	40	1.2	1,500
<b>Subtotal North</b>	<b>39</b>	<b>1.1</b>	<b>1,400</b>	<b>18</b>	<b>1.3</b>	<b>730</b>	<b>57</b>	<b>1.1</b>	<b>2,100</b>
<b>SOUTH</b>									
Oxide	-	-	-	0.34	1.4	15	0.34	1.4	15
Transition	-	-	-	1.1	1.4	50	1.1	1.4	50
Primary	-	-	-	1.4	2.0	91	1.4	2.0	91
<b>Subtotal South</b>	<b>-</b>	<b>-</b>	<b>-</b>	<b>2.9</b>	<b>1.7</b>	<b>160</b>	<b>2.9</b>	<b>1.7</b>	<b>160</b>
<b>TOTAL</b>	<b>39</b>	<b>1.1</b>	<b>1,400</b>	<b>21</b>	<b>1.3</b>	<b>890</b>	<b>60</b>	<b>1.2</b>	<b>2,300</b>

<sup>1</sup> Bullabulling Mineral Resource Estimate (Snowden Optiro, December 2024). 0.5g/t Au cut-off grade and \$3,000 pit shell. Tonnages, grades and ounces have been rounded to two significant figures to reflect the relative uncertainty of the estimate.